

# Account Statement

February 1, 2024 - February 29, 2024

**TIVERTON POLICE PENSION PLAN AGY**



23 Broad Street, Westerly, RI 02891

[www.washtrustwealth.com](http://www.washtrustwealth.com)

Experts recommend that you review and update your estate plan every 5 years, or whenever a major life or legislative change occurs. Does your plan still reflect your family situation and current goals? Do your accounts reflect the right titles, beneficiaries, and fiduciaries? Need to make any changes in light of recent or upcoming changes in the law? Please check out our May eblasts for more information, or discuss with your service team at your next meeting!

## **Your Team Is Here to Help**

Wealth Management Officer: Irene Ferreira 401 348 1317 [iferreira@Washtrust.Com](mailto:iferreira@Washtrust.Com)

Portfolio Manager: Eugene J McCabe 401 654 4807 [Ejmccabe@Washtrust.Com](mailto:Ejmccabe@Washtrust.Com)

Wealth Management Associate: Donald R Previe 401 3481200 [drprevie@washtrust.com](mailto:drprevie@washtrust.com)

## **Accounts Included In This Statement**

xxxxxx0538 TIVERTON POLICE PENSION PLAN AGY



This page intentionally left blank.

F05543BR 00000512 20240301 193211228

2000446-00007279-00004 of 00024-c01-m2-0341-00446





# Table of Contents

Schedules	Page
Overview of Your Account.....	5
Portfolio Analysis.....	6
Portfolio Holdings.....	7
Your Transaction Detail.....	15
Information.....	19

2000446-00007280-00005 of 00024-01-m2-0341-00446



This page intentionally left blank.





Overview of Your Account - xxxxxx0538 TIVERTON POLICE PENSION PLAN AGY

Investment Objective: Growth

Activity Summary

	This Period (\$)	Year to Date
Beginning Market Value	18,442,955.25	18,317,018.98
Cash & Security Transfers	0.00	0.00
Contributions	17,087.34	46,733.86
Income & Capital Gain Distributions	23,840.40	40,021.61
Fees	-8,439.32	-16,836.66
Withdrawals	-110,554.71	-239,005.54
Change in Account Value	697,836.06	914,792.77
<b>Market Value on Feb 29, 2024</b>	<b>\$19,062,725.02</b>	<b>\$19,062,725.02</b>

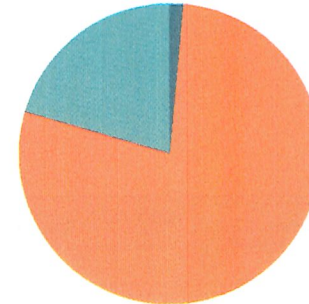
Income Earned

	This Period (\$)	Year to Date
Taxable Income	0.00	0.00
Tax-Exempt Income	23,840.40	40,021.61
Tax-Deferred Income	0.00	0.00
<b>Total Income Earned</b>	<b>\$23,840.40</b>	<b>\$40,021.61</b>
<b>Total Short Term Realized Capital Gain/Loss</b>	<b>\$0.00</b>	<b>\$0.00</b>
<b>Total Long Term Realized Capital Gain/Loss</b>	<b>\$43,650.04</b>	<b>\$43,650.04</b>
<b>Total Realized Capital Gain/Loss</b>	<b>\$43,650.04</b>	<b>\$43,650.04</b>

*This summary is for your reference. It is not intended for tax-reporting purposes. Taxable income is taxable at the federal level and may be taxable at the state level. Income Earned amount shown is net of foreign tax withholding, if applicable.*

Asset Allocation on February 29, 2024

	Market Value (\$)	Percent
■ Cash	295,758.66	2%
■ Equities	14,885,247.62	78%
■ Fixed Income	3,881,718.74	20%
<b>Total of Your Account</b>	<b>\$19,062,725.02</b>	<b>100%</b>



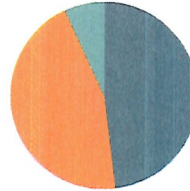
*This pie chart reflects managed assets only.*



Portfolio Analysis - xxxxxx0538 TIVERTON POLICE PENSION PLAN AGY

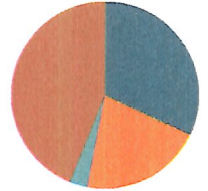
Bond Maturity

	Market Value (\$)	Percent
■ Less than Five years	1,894,231.75	48%
■ Five to Ten years	1,733,316.99	45%
■ Uncategorized	254,170.00	7%
<b>Total of Your Portfolio</b>	<b>\$3,881,718.74</b>	<b>100%</b>



Bond Quality Ratings

	Market Value (\$)	Percent
■ Aaa	1,233,985.00	32%
■ A	796,283.99	21%
■ Not rated	103,630.00	3%
■ No Moody's Rating	1,747,819.75	44%
<b>Total of Your Portfolio</b>	<b>\$3,881,718.74</b>	<b>100%</b>



Fixed Income Sector Analysis

	Market Value (\$)	Percent
■ Taxable FI MF-ETF	254,170.00	7%
■ Taxable Government	296,952.00	8%
■ Taxable Agency	937,033.00	24%
■ Corporate	796,283.99	21%
■ Cert of Deposit FI	1,597,279.75	40%
<b>Total of Your Portfolio</b>	<b>\$3,881,718.74</b>	<b>100%</b>





## Portfolio Holdings on February 29, 2024

	Quantity	Price	Market Value	Accrued Income	Cost Basis / Unrealized G/L	Est. Ann. Inc. /Yield at Market	% of Account
<b>xxxxxx0538 TIVERTON POLICE PENSION PLAN AGY</b>							
<b>Cash</b>							
<i>Cash and Equivalents</i>							
Fidelity Government Portfolio (TICKER: FRGXX , CUSIP:31607A703)	295,758.66	1.00	295,758.66	1,158.73	295,758.66 0.00	15,864.49 5.36%	1.55%
<b>Total Cash and Equivalents</b>			<b>\$295,758.66</b>	<b>\$1,158.73</b>	<b>\$295,758.66</b> <b>\$0.00</b>	<b>\$15,864.49</b> <b>5.36%</b>	<b>1.55%</b>
<b>Total Cash</b>			<b>\$295,758.66</b>	<b>\$1,158.73</b>	<b>\$295,758.66</b> <b>\$0.00</b>	<b>\$15,864.49</b> <b>5.36%</b>	<b>1.55%</b>
<b>Equities</b>							
<i>Domestic Equity</i>							
Accenture PLC (TICKER: ACN , CUSIP:G1151C101)	500.00	374.78	187,390.00	0.00	62,117.76 125,272.24	2,580.00 1.38%	0.98%
Adobe Inc (TICKER: ADBE , CUSIP:00724F101)	300.00	560.28	168,084.00	0.00	95,127.72 72,956.28	0.00	0.88%
Akamai Technologies Inc (TICKER: AKAM , CUSIP:00971T101)	1,500.00	110.92	166,380.00	0.00	103,193.25 63,186.75	0.00	0.87%
Alphabet Inc (TICKER: GOOGL , CUSIP:02079K305)	1,700.00	138.46	235,382.00	0.00	60,720.69 174,661.31	0.00	1.23%
Amazon.com Inc (TICKER: AMZN , CUSIP:023135106)	1,700.00	176.76	300,492.00	0.00	104,367.04 196,124.96	0.00	1.58%
American Tower Corp (TICKER: AMT , CUSIP:03027X100)	400.00	198.86	79,544.00	0.00	62,572.67 16,971.33	2,580.00 3.24%	0.42%
Apple Inc (TICKER: AAPL , CUSIP:037833100)	1,300.00	180.75	234,975.00	0.00	68,964.29 166,010.71	1,248.00 0.53%	1.23%
Aptiv PLC (TICKER: APTV , CUSIP:G6095L109)	1,100.00	79.49	87,439.00	0.00	66,016.27 21,422.73	0.00	0.46%
Becton Dickinson and Co (TICKER: BDX , CUSIP:075887109)	500.00	235.55	117,775.00	0.00	99,308.19 18,466.81	1,900.00 1.61%	0.62%
BlackRock Inc (TICKER: BLK , CUSIP:09247X101)	200.00	811.34	162,268.00	0.00	84,440.77 77,827.23	4,080.00 2.51%	0.85%



## Portfolio Holdings on February 29, 2024 (continued)

	Quantity	Price	Market Value	Accrued Income	Cost Basis / Unrealized G/L	Est. Ann. Inc. / Yield at Market	% of Account
<i>Domestic Equity (continued)</i>							
Blackstone Inc (TICKER: BX , CUSIP:09260D107)	625.00	127.82	79,887.50	0.00	69,700.88 10,186.62	995.00 1.25%	0.42%
Boeing Co/The (TICKER: BA , CUSIP:097023105)	450.00	203.72	91,674.00	0.00	78,399.99 13,274.01	0.00	0.48%
Booking Holdings Inc (TICKER: BKNG , CUSIP:09857L108)	45.00	3,468.83	156,097.35	0.00	75,977.64 80,119.71	1,575.00 1.01%	0.82%
Broadcom Inc (TICKER: AVGO , CUSIP:11135F101)	225.00	1,300.49	292,610.25	0.00	68,148.92 224,461.33	4,725.00 1.61%	1.53%
Comcast Corp (TICKER: CMCSA , CUSIP:20030N101)	2,450.00	42.85	104,982.50	0.00	114,536.45 -9,553.95	3,038.00 2.89%	0.55%
Costco Wholesale Corp (TICKER: COST , CUSIP:22160K105)	250.00	743.89	185,972.50	0.00	50,083.04 135,889.46	1,020.00 0.55%	0.98%
CVS Health Corp (TICKER: CVS , CUSIP:126650100)	1,400.00	74.37	104,118.00	0.00	103,112.87 1,005.13	3,724.00 3.58%	0.55%
Eli Lilly & Co (TICKER: LLY , CUSIP:532457108)	125.00	753.68	94,210.00	162.50	69,225.49 24,984.51	650.00 0.69%	0.49%
Equinix Inc (TICKER: EQIX , CUSIP:29444U700)	100.00	888.82	88,882.00	426.00	50,355.36 38,526.64	1,704.00 1.92%	0.47%
GXO Logistics Inc (TICKER: GXO , CUSIP:36262G101)	1,200.00	51.76	62,112.00	0.00	69,173.04 -7,061.04	0.00	0.33%
Home Depot Inc/The (TICKER: HD , CUSIP:437076102)	400.00	380.61	152,244.00	0.00	82,301.81 69,942.19	3,600.00 2.36%	0.80%
Honeywell International Inc (TICKER: HON , CUSIP:438516106)	500.00	198.73	99,365.00	540.00	69,874.85 29,490.15	2,160.00 2.17%	0.52%
Intuitive Surgical Inc (TICKER: ISRG , CUSIP:46120E602)	475.00	385.60	183,160.00	0.00	115,110.93 68,049.07	0.00	0.96%
IQVIA Holdings Inc (TICKER: IQV , CUSIP:46266C105)	700.00	247.16	173,012.00	0.00	64,426.88 108,585.12	0.00	0.91%





## Portfolio Holdings on February 29, 2024 (continued)

	Quantity	Price	Market Value	Accrued Income	Cost Basis / Unrealized G/L	Est. Ann. Inc. /Yield at Market	% of Account
<i>Domestic Equity (continued)</i>							
Jacobs Solutions Inc (TICKER: J , CUSIP:46982L108)	1,000.00	146.65	146,650.00	290.00	105,858.13 40,791.87	1,160.00 0.79%	0.77%
Johnson & Johnson (TICKER: JNJ , CUSIP:478160104)	750.00	161.38	121,035.00	892.50	110,746.80 10,288.20	3,570.00 2.95%	0.63%
JPMorgan Chase & Co (TICKER: JPM , CUSIP:46625H100)	950.00	186.06	176,757.00	0.00	58,681.85 118,075.15	3,990.00 2.26%	0.93%
Live Nation Entertainment Inc (TICKER: LYV , CUSIP:538034109)	1,700.00	96.98	164,866.00	0.00	143,471.63 21,394.37	0.00	0.86%
Marsh & McLennan Cos Inc (TICKER: MMC , CUSIP:571748102)	700.00	202.27	141,589.00	0.00	81,000.64 60,588.36	1,988.00 1.40%	0.74%
Meta Platforms Inc (TICKER: META , CUSIP:30303M102)	500.00	490.13	245,065.00	250.00	85,367.94 159,697.06	1,000.00 0.41%	1.29%
Microsoft Corp (TICKER: MSFT , CUSIP:594918104)	700.00	413.64	289,548.00	525.00	45,445.45 244,102.55	2,100.00 0.73%	1.52%
Mondelez International Inc (TICKER: MDLZ , CUSIP:609207105)	2,200.00	73.07	160,754.00	0.00	94,395.62 66,358.38	3,740.00 2.33%	0.84%
NextEra Energy Inc (TICKER: NEE , CUSIP:65339F101)	2,000.00	55.19	110,380.00	1,030.00	104,888.97 5,491.03	4,120.00 3.73%	0.58%
NVIDIA Corp (TICKER: NVDA , CUSIP:67066G104)	500.00	791.12	395,560.00	0.00	25,803.16 369,756.84	80.00 0.02%	2.09%
Palo Alto Networks Inc (TICKER: PANW , CUSIP:697435105)	800.00	310.55	248,440.00	0.00	53,655.25 194,784.75	0.00	1.30%
PayPal Holdings INC (TICKER: PYPL , CUSIP:70450Y103)	1,200.00	60.34	72,408.00	0.00	48,088.45 24,319.55	0.00	0.38%
Quanta Services Inc (TICKER: PWR , CUSIP:74762E102)	500.00	241.51	120,755.00	0.00	88,548.40 32,206.60	180.00 0.15%	0.63%
RTX Corp (TICKER: RTX , CUSIP:75513E101)	1,456.00	89.67	130,559.52	0.00	106,550.48 24,009.04	3,436.16 2.63%	0.68%



## Portfolio Holdings on February 29, 2024 (continued)

	Quantity	Price	Market Value	Accrued Income	Cost Basis / Unrealized G/L	Est. Ann. Inc. /Yield at Market	% of Account
<i>Domestic Equity (continued)</i>							
Salesforce Inc (TICKER: CRM , CUSIP:79466L302)	675.00	308.82	208,453.50	0.00	109,006.93 99,446.57	1,080.00 0.52%	1.09%
S&P Global Inc (TICKER: SPGI , CUSIP:78409V104)	395.00	428.38	169,210.10	359.45	123,065.35 46,144.75	1,437.80 0.85%	0.89%
Stryker Corp (TICKER: SYK , CUSIP:863667101)	400.00	349.07	139,628.00	0.00	70,657.68 68,970.32	1,280.00 0.92%	0.73%
Sysco Corp (TICKER: SYY , CUSIP:871829107)	1,700.00	80.97	137,649.00	0.00	131,514.72 6,134.28	3,400.00 2.47%	0.72%
Thermo Fisher Scientific INC (TICKER: TMO , CUSIP:883556102)	325.00	570.18	185,308.50	0.00	44,302.45 141,006.05	507.00 0.27%	0.97%
TJX Cos Inc/The (TICKER: TJX , CUSIP:872540109)	1,600.00	99.14	158,624.00	532.00	77,555.82 81,068.18	2,128.00 1.34%	0.83%
Uber Technologies Inc (TICKER: UBER , CUSIP:90353T100)	3,800.00	79.50	302,100.00	0.00	115,134.95 186,965.05	0.00	1.58%
Verisk Analytics Inc (TICKER: VRSK , CUSIP:92345Y106)	700.00	241.90	169,330.00	0.00	81,124.61 88,205.39	1,092.00 0.64%	0.89%
Visa Inc (TICKER: V , CUSIP:92826C839)	800.00	282.64	226,112.00	416.00	49,140.04 176,971.96	1,664.00 0.74%	1.19%
Walt Disney Co/The (TICKER: DIS , CUSIP:254687106)	900.00	111.58	100,422.00	0.00	111,115.89 -10,693.89	675.00 0.67%	0.53%
Westinghouse Air Brake Technologies Corp (TICKER: WAB , CUSIP:929740108)	1,250.00	141.29	176,612.50	250.00	65,119.88 111,492.62	1,000.00 0.57%	0.93%
<b>Total Domestic Equity</b>			<b>\$8,105,872.22</b>	<b>\$5,673.45</b>	<b>\$4,017,497.89</b> <b>\$4,088,374.33</b>	<b>\$75,206.96</b> <b>0.93%</b>	<b>42.52%</b>
<i>International Equity</i>							
ASML Holding NV (TICKER: ASML , CUSIP:N07059210)	130.00	951.68	123,718.40	0.00	85,807.84 37,910.56	726.83 0.59%	0.65%





## Portfolio Holdings on February 29, 2024 (continued)

	Quantity	Price	Market Value	Accrued Income	Cost Basis / Unrealized G/L	Est. Ann. Inc. /Yield at Market	% of Account
<i>International Equity (continued)</i>							
LVMH Moet Hennessy Louis Vuitton SE (TICKER: LVMUY , CUSIP:502441306)	550.00	182.98	100,639.00	0.00	94,034.18 6,604.82	1,211.10 1.20%	0.53%
<b>Total International Equity</b>			<b>\$224,357.40</b>	<b>\$0.00</b>	<b>\$179,842.02</b> <b>\$44,515.38</b>	<b>\$1,937.93</b> <b>0.86%</b>	<b>1.18%</b>
<i>Domestic Equity Funds</i>							
iShares Russell 2000 ETF (TICKER: IWM , CUSIP:464287655)	2,900.00	203.73	590,817.00	0.00	340,366.95 250,450.05	7,835.80 1.33%	3.10%
iShares Russell Mid-Cap ETF (TICKER: IWR , CUSIP:464287499)	25,000.00	80.81	2,020,250.00	0.00	1,005,673.15 1,014,576.85	27,699.99 1.37%	10.60%
iShares US Financials ETF (TICKER: IYF , CUSIP:464287788)	900.00	91.00	81,900.00	0.00	68,786.10 13,113.90	1,284.30 1.57%	0.43%
SPDR S&P MidCap 400 ETF Trust (TICKER: MDY , CUSIP:78467Y107)	750.00	528.00	396,000.00	0.00	214,249.84 181,750.16	4,613.25 1.16%	2.08%
Vanguard S&P 500 ETF (TICKER: VOO , CUSIP:922908363)	6,700.00	466.93	3,128,431.00	0.00	2,068,555.41 1,059,875.59	42,591.90 1.36%	16.41%
<b>Total Domestic Equity Funds</b>			<b>\$6,217,398.00</b>	<b>\$0.00</b>	<b>\$3,697,631.45</b> <b>\$2,519,766.55</b>	<b>\$84,025.24</b> <b>1.35%</b>	<b>32.62%</b>
<i>International Equity Funds</i>							
iShares Core MSCI EAFE ETF (TICKER: IEFA , CUSIP:46432F842)	3,300.00	71.80	236,940.00	0.00	202,285.05 34,654.95	7,431.60 3.14%	1.24%
iShares Core MSCI Emerging Markets ETF (TICKER: IEMG , CUSIP:46434G103)	2,000.00	50.34	100,680.00	0.00	110,455.88 -9,775.88	2,920.00 2.90%	0.53%
<b>Total International Equity Funds</b>			<b>\$337,620.00</b>	<b>\$0.00</b>	<b>\$312,740.93</b> <b>\$24,879.07</b>	<b>\$10,351.60</b> <b>3.07%</b>	<b>1.77%</b>
<b>Total Equities</b>			<b>\$14,885,247.62</b>	<b>\$5,673.45</b>	<b>\$8,207,712.29</b> <b>\$6,677,535.33</b>	<b>\$171,521.73</b> <b>1.15%</b>	<b>78.09%</b>



## Portfolio Holdings on February 29, 2024 (continued)

	Quantity	Price	Market Value	Accrued Income	Cost Basis / Unrealized G/L	Est. Ann. Inc. / Yield at Market	% of Account
<b>Fixed Income</b>							
<i>Domestic Fixed Income</i>							
Amazon.com Inc 4.7% 01 Dec 2032 (CUSIP:023135CR5)	350,000.00	99.486	348,201.00	4,112.50	337,837.50 10,363.50	16,450.00 4.72%	1.84%
American Express National Bank 4.75% 29 Mar 2028 (CUSIP:02589AES7)	225,000.00	102.406	230,413.50	4,509.25	224,437.50 5,976.00	10,687.50 4.64%	1.21%
BMW Bank of North America 4.8% 22 Sep 2027 (CUSIP:05580A3K8)	200,000.00	102.106	204,212.00	4,234.52	199,600.00 4,612.00	9,600.00 4.70%	1.07%
Federal Farm Credit Banks Funding Corp 1.23% 29 Jul 2030 (CUSIP:3133EL2C7)	200,000.00	81.345	162,690.00	218.67	200,000.00 -37,310.00	2,460.00 1.51%	0.85%
Federal Farm Credit Banks Funding Corp 3.25% 27 Feb 2034 (CUSIP:3133EKBJ4)	300,000.00	89.824	269,472.00	108.33	256,983.00 12,489.00	9,750.00 3.62%	1.41%
Federal Home Loan Banks 1.24% 03 Sep 2030 (CUSIP:3130AK2T2)	200,000.00	80.96	161,920.00	1,226.22	200,000.00 -38,080.00	2,480.00 1.53%	0.85%
Federal Home Loan Mortgage Corp 6.75% 15 Mar 2031 (CUSIP:3134A4AA2)	300,000.00	114.317	342,951.00	9,337.50	337,801.20 5,149.80	20,250.00 5.90%	1.80%
Goldman Sachs Bank USA/New York NY 1% 04 Aug 2026 (CUSIP:38149MXU2)	250,000.00	92.034	230,085.00	178.08	249,375.00 -19,290.00	2,500.00 1.09%	1.21%
Honeywell International Inc 4.5% 15 Jan 2034 (CUSIP:438516CM6)	100,000.00	96.177	96,177.00	575.00	98,170.00 -1,993.00	4,500.00 4.68%	0.50%
Intel Corp 5.2% 10 Feb 2033 (CUSIP:458140CG3)	100,000.00	100.111	100,111.00	303.33	99,980.00 131.00	5,200.00 5.19%	0.53%





## Portfolio Holdings on February 29, 2024 (continued)

	Quantity	Price	Market Value	Accrued Income	Cost Basis / Unrealized G/L	Est. Ann. Inc. /Yield at Market	% of Account
<i>Domestic Fixed Income (continued)</i>							
Kentucky Utilities Co 5.45% 15 Apr 2033 (CUSIP:491674BN6)	100,000.00	100.9977	100,997.72	2,058.89	101,800.00 -802.28	5,450.00 5.40%	0.53%
Morgan Stanley Bank NA 4.85% 30 Mar 2027 (CUSIP:61690U3M0)	225,000.00	101.823	229,101.75	4,574.28	224,550.00 4,551.75	10,912.50 4.76%	1.20%
Sallie Mae Bank .85% 17 Jun 2025 (CUSIP:7954506P5)	250,000.00	94.91	237,275.00	436.65	248,750.00 -11,475.00	2,125.00 0.90%	1.24%
State Bank of India/Chicago IL .95% 26 Jun 2025 (CUSIP:856283N69)	250,000.00	94.634	236,585.00	429.45	249,375.00 -12,790.00	2,375.00 1.00%	1.24%
Thermo Fisher Scientific Inc 5.086% 10 Aug 2033 (CUSIP:883556CX8)	150,000.00	100.5315	150,797.27	445.02	146,955.00 3,842.27	7,629.00 5.06%	0.79%
UBS Bank USA .95% 11 Aug 2026 (CUSIP:90348JR93)	250,000.00	91.843	229,607.50	123.63	249,375.00 -19,767.50	2,375.00 1.03%	1.20%
United States Treasury Note/Bond 3.25% 31 Aug 2024 (CUSIP:91282CFG1)	300,000.00	98.984	296,952.00	26.50	298,750.78 -1,798.78	9,750.00 3.28%	1.56%
<b>Total Domestic Fixed Income</b>			<b>\$3,627,548.74</b>	<b>\$32,897.82</b>	<b>\$3,723,739.98</b> <b>-\$96,191.24</b>	<b>\$124,494.00</b> <b>3.43%</b>	<b>19.03%</b>
<i>Domestic Fixed Income Funds</i>							
Dodge & Cox Income Fund (TICKER: DODIX , CUSIP:256210105)	8,000.00	12.45	99,600.00	0.00	101,440.00 -1,840.00	3,896.00 3.91%	0.52%
iShares Intermediate Government/Credit Bond ETF (TICKER: GVI , CUSIP:464288612)	1,000.00	103.63	103,630.00	0.00	111,226.98 -7,596.98	2,965.00 2.86%	0.54%



## Portfolio Holdings on February 29, 2024 (continued)

	Quantity	Price	Market Value	Accrued Income	Cost Basis / Unrealized G/L	Est. Ann. Inc. /Yield at Market	% of Account
<i>Domestic Fixed Income Funds (continued)</i>							
Vanguard Intermediate-Term Investment-Grade Fund (TICKER: VFIDX , CUSIP:922031810)	6,000.00	8.49	50,940.00	190.89	60,420.00 -9,480.00	2,070.00 4.06%	0.27%
<b>Total Domestic Fixed Income Funds</b>			<b>\$254,170.00</b>	<b>\$190.89</b>	<b>\$273,086.98</b> <b>-\$18,916.98</b>	<b>\$8,931.00</b> <b>3.51%</b>	<b>1.33%</b>
<b>Total Fixed Income</b>			<b>\$3,881,718.74</b>	<b>\$33,088.71</b>	<b>\$3,996,826.96</b> <b>-\$115,108.22</b>	<b>\$133,425.00</b> <b>3.44%</b>	<b>20.36%</b>
<b>Total for xxxxxx0538 TIVERTON POLICE PENSION PLAN AGY</b>			<b>\$19,062,725.02</b>	<b>\$39,920.89</b>	<b>\$12,500,297.91</b> <b>\$6,562,427.11</b>	<b>\$320,811.22</b> <b>1.68%</b>	<b>100.00%</b>





Your Transaction Detail

Transaction Date	Transaction Description	Amount	Accrued Income	Cost Basis Realized G/L
<b>xxxxxx0538 TIVERTON POLICE PENSION PLAN AGY</b>				
<b>Receipts</b>				
<i>Contributions</i>				
February 9, 2024	Cash Receipt - Employee Contribution via Check, Current Year Employee Contribution, CK 3015501312 DTD 2/8/24 for P/R 1/12-1/25/24 Town of Tiverton	8,153.90		0.00
February 26, 2024	Cash Receipt - Employee Contribution via Check, Current Year Employee Contribution, CK 3015501337 DTD 2/22/2024 for P/R 1/26-2/8/24 Town of Tiverton	8,807.94		0.00
<b>Total Contributions</b>		<b>\$16,961.84</b>	<b>\$0.00</b>	<b>\$0.00</b>
<i>Other</i>				
February 9, 2024	Cash Receipt - Miscellaneous Receipt via Check, Police Buy Backs, Feb 2024, Check No. 3015501312, dtd 2/8/24	62.75		0.00
February 26, 2024	Cash Receipt - Miscellaneous Receipt via Check, Police Buy Backs, Feb 2024, Check No. 3015501337, dtd 2/22/2024	62.75		0.00
<b>Total Other</b>		<b>\$125.50</b>	<b>\$0.00</b>	<b>\$0.00</b>
<b>Total Receipts</b>		<b>\$17,087.34</b>	<b>\$0.00</b>	<b>\$0.00</b>
<b>Disbursements</b>				
<i>Withdrawals</i>				
February 1, 2024	Cash Disbursement - IRA- Normal Distribution via MEMO, 37 PENSION PAYMENTS ACH CHKS DATED 020124 NET 101157.99 FT 6300.57 ST 2657.88 OTH 438.27	-110,554.71		0.00
<b>Total Withdrawals</b>		<b>-\$110,554.71</b>	<b>\$0.00</b>	<b>\$0.00</b>
<i>Fees</i>				
February 15, 2024	Periodic Fee, Computed for 2055000538	-8,439.32		0.00
<b>Total Fees</b>		<b>-\$8,439.32</b>	<b>\$0.00</b>	<b>\$0.00</b>
<b>Total Disbursements</b>		<b>-\$118,994.03</b>	<b>\$0.00</b>	<b>\$0.00</b>

2000446-00007286-00017 of 00024-c01-m2-0341-00446



## Your Transaction Detail (continued)

Transaction Date	Transaction Description	Amount	Accrued Income	Cost Basis Realized G/L
<b>xxxxx0538 TIVERTON POLICE PENSION PLAN AGY (Continued)</b>				
<b>Corporate Actions/Income</b>				
<i>Dividends</i>				
February 1, 2024	Cash Dividend 0.665 USD CVS Health Corp For 1,400.00 Shares Due on 02/01/24 With Ex Date 01/19/24	931.00		0.00
February 1, 2024	Cash Dividend 1.7 USD American Tower Corp For 400.00 Shares Due on 02/01/24 With Ex Date 12/27/23	680.00		0.00
February 1, 2024	Daily Rate Income on Vanguard Intermediate-Term Investment-Grade Fund For Period of 01/01/24 to 01/31/24 Due on 02/01/24	188.89		0.00
February 1, 2024	Daily Rate Income on Fidelity Government Portfolio For Period of 01/01/24 to 01/31/24 Due on 02/01/24	1,632.66		0.00
February 7, 2024	Cash Dividend 0.31298 USD iShares Intermediate Government/Credit Bond ETF For 1,000.00 Shares Due on 02/07/24 With Ex Date 02/01/24	312.98		0.00
February 12, 2024	Cash Dividend 0.94 USD Blackstone Inc For 625.00 Shares Due on 02/12/24 With Ex Date 02/02/24	587.50		0.00
February 14, 2024	Cash Dividend 1.55556 USD ASML Holding NV For 130.00 Shares Due on 02/14/24 With Ex Date 02/05/24, \$30.33 for 15.00% Foreign Tax Withholding withheld	171.89		0.00
February 15, 2024	Cash Dividend 0.71 USD Marsh & McLennan Cos Inc For 700.00 Shares Due on 02/15/24 With Ex Date 01/24/24	497.00		0.00
February 15, 2024	Cash Dividend 0.24 USD Apple Inc For 1,300.00 Shares Due on 02/15/24 With Ex Date 02/09/24	312.00		0.00
February 15, 2024	Cash Dividend 1.29 USD Accenture PLC For 500.00 Shares Due on 02/15/24 With Ex Date 01/17/24	645.00		0.00
February 16, 2024	Cash Dividend 1.02 USD Costco Wholesale Corp For 250.00 Shares Due on 02/16/24 With Ex Date 02/01/24	255.00		0.00
<b>Total Dividends</b>		<b>\$6,213.92</b>	<b>\$0.00</b>	<b>\$0.00</b>
<i>Interest</i>				
February 5, 2024	Interest Payment 0.01 USD Goldman Sachs Bank USA/New York NY 1% 04 Aug 2026 For 250,000.00 Par Value Due on 02/05/24 With Ex Date 02/04/24	1,260.27		0.00
February 12, 2024	Interest Payment 0.052 USD Intel Corp 5.2% 10 Feb 2033 For 100,000.00 Par Value Due on 02/12/24 With Ex Date 02/10/24	2,600.00		0.00

2000446-00007286-00018 of 00024-c01-m2-0341-00446





## Your Transaction Detail (continued)

Transaction Date	Transaction Description	Amount	Accrued Income	Cost Basis Realized G/L
<b>xxxxxx0538 TIVERTON POLICE PENSION PLAN AGY (Continued)</b>				
<b>Corporate Actions/Income (Continued)</b>				
<i>Interest (Continued)</i>				
February 12, 2024	Interest Payment 0.0095 USD UBS Bank USA .95% 11 Aug 2026 For 250,000.00 Par Value Due on 02/12/24 With Ex Date 02/11/24	201.71		0.00
February 12, 2024	Interest Payment 0.05086 USD Thermo Fisher Scientific Inc 5.086% 10 Aug 2033 For 150,000.00 Par Value Due on 02/12/24 With Ex Date 02/10/24	3,814.50		0.00
February 27, 2024	Interest Payment 0.0325 USD Federal Farm Credit Banks Funding Corp 3.25% 27 Feb 2034 For 300,000.00 Par Value Due on 02/27/24 With Ex Date 02/27/24	4,875.00		0.00
February 29, 2024	Interest Payment 0.0325 USD United States Treasury Note/Bond 3.25% 31 Aug 2024 For 300,000.00 Par Value Due on 02/29/24 With Ex Date 02/29/24	4,875.00		0.00
<b>Total Interest</b>		<b>\$17,626.48</b>	<b>\$0.00</b>	<b>\$0.00</b>
<b>Total Corporate Actions/Income</b>		<b>\$23,840.40</b>	<b>\$0.00</b>	<b>\$0.00</b>
<b>Purchases</b>				
February 13, 2024	Purchase 550.00 Shares of LVMH Moet Hennessy Louis Vuitton SE @ \$170.41, Paid \$281.18 French Financial Transaction Tax, \$27.50 Broker Commission	-94,034.18		94,034.18 0.00
<b>Total Purchases</b>		<b>-\$94,034.18</b>	<b>\$0.00</b>	<b>\$94,034.18</b>
<b>Sales</b>				
February 13, 2024	Sale 650.00 Shares of Estee Lauder Cos Inc/The @ \$141.162, Paid \$32.50 Broker Commission, \$0.73 SEC Fee	91,722.07		-48,072.03 43,650.04
<b>Total Sales</b>		<b>\$91,722.07</b>	<b>\$0.00</b>	<b>-\$48,072.03</b>
<b>Total Sales</b>				<b>\$43,650.04</b>
<b>Cash Sweep Activity</b>				
February 29, 2024	Sweep sales totaling -120,308.25 units of Fidelity Government Portfolio for Defined Model (Capital) (2 Transactions)	120,308.25		-120,308.25 0.00



## Your Transaction Detail (continued)

Transaction Date	Transaction Description	Amount	Accrued Income	Cost Basis Realized G/L
<b>xxxxxx0538 TIVERTON POLICE PENSION PLAN AGY (Continued)</b>				
<b>Cash Sweep Activity (Continued)</b>				
February 29, 2024	Sweep purchases totaling 39,929.85 units of Fidelity Government Portfolio for Defined Model (Capital) (12 Transactions)	-39,929.85		39,929.85 0.00
<b>Total Cash Sweep Activity</b>		<b>\$80,378.40</b>	<b>\$0.00</b>	<b>-\$80,378.40</b> <b>\$0.00</b>
<b>Total xxxxxx0538 TIVERTON POLICE PENSION PLAN AGY</b>		<b>\$0.00</b>	<b>\$0.00</b>	<b>-\$34,416.25</b> <b>\$43,650.04</b>





## Information

### **Account Value and Performance**

Security prices and income projections shown have been obtained from sources believed to be reliable. However, we cannot guarantee their accuracy or that securities can be bought or sold at these prices. In addition, this report provides a total account view and may include unmanaged, or client-directed assets which may be taken into account for both market value and performance. Using diversification and asset allocation as part of your investment strategy neither assumes nor guarantees better performance, and cannot protect against loss of principal due to changing market conditions. International investing involves special risks such as currency fluctuations, lower liquidity, political and economic uncertainties, and differences in accounting standards. Past performance is no guarantee of future results. Investment returns and principal values will fluctuate so that an investor's shares when redeemed may be worth more or less than their original cost.

### **Account Safety and Correction of Discrepancies**

Please review your statement carefully and report any discrepancies promptly to your Wealth Management Client Services Representative at the number provided on your statement. It is recommended that you confirm any oral communications in writing by sending Washington Trust Wealth Management (hereinafter referred to as "WTWM") a letter within ten (10) days of receipt of your statement.

### **Bond Amortization**

The premiums on all applicable bonds will be amortized. If you chose not to amortize the premiums, please contact your Wealth Management Client Service Representative at the number provided on your statement.

### **Brokerage Transactions**

WTWM may receive investment related services from brokerage firms in exchange for brokerage transactions directed to those firms. Brokerage commissions are charged to the account at cost on all equity transactions.

### **Changes and Updates to your Account Information**

Please contact your Wealth Management Client Service Representative at the number provided on your statement if you have any changes in your contact information or if you wish to impose any reasonable restrictions on the management of your account(s) or modify any existing restrictions.

### **Changes and Updates to your Financial Situation or Investment Strategy**

It is important to periodically review your investment objectives so that your investment strategy remains appropriate to your personal investment goals, spending requirements, and financial, estate, and tax planning needs. Your statement includes the investment objective currently assigned to your account(s). Please contact your Wealth Management Client Service Representative at the number provided on your statement to notify us if there have been any changes in your financial situation, investment objectives, or risk tolerance.

### **Fees and Charges**

The "Fees and Charges" amount shown on your statement includes all activity fees consistent with your fee agreement.



**Information (continued)****Foreign ADR**

Foreign Corporations that wish to have their securities traded on U.S. stock exchanges, issue American Depository Receipts (ADRs), which make the foreign securities more accessible to U.S. investors. If your portfolio holds foreign securities, such securities will be held in ADRs. Foreign governments may impose withholding taxes on the gross amount of foreign dividends sourced to their countries. These withholding requirements may be subject to modification under certain tax treaties, depending on the country of origin of the issuer of the stock underlying ADR. Please consult your tax advisor for advice regarding the tax options applicable to your situation.

**Individual Retirement Accounts - Reporting Fair Market Value**

The fair market value as of December 31st will be reported to the IRS as required by law.

**Individual Retirement Accounts - Withholding on Distribution or Withdrawals**

Federal tax law requires WTWM to withhold income tax on distribution(s) from your taxable retirement accounts by electing a percentage or fixed amount to be withheld from your distribution unless you elect not to have income taxes withheld. If you do not have enough income tax withheld from your distributions, you may be responsible for the payment of estimated tax. You may incur penalties if the amounts withheld and your estimated tax payments are not equal to your tax obligation. State withholding, if applicable, is subject to the state's withholding requirements.

**Mutual Funds**

The dollar amount of Mutual Fund distributions, Money Market Fund dividend income, Bank Deposit interest income, or dividends for other securities shown on your statement may have been reinvested. Although a money market mutual fund (money fund) seeks to preserve the value of your investment at \$1 per share, it is possible to lose money by investing in a money fund. Pursuant to applicable regulation, account statements will be produced monthly or quarterly. Balances in Federal Deposit Insurance Corporation (FDIC)-insured bank deposit sweep products are not protected by Securities Investor Protection Corporation (SIPC).

**Privacy Statement**

WTWM is committed to maintaining the confidentiality, integrity and security of your personal information that is entrusted to us. The Washington Trust Company Privacy Policy will be sent to your address on file in the event there are any material changes to the policy, or if we change any of our sharing practices. To obtain a copy of our current Privacy Policy, please visit our website at [www.washtrustwealth.com](http://www.washtrustwealth.com) or contact your Wealth Management Client Services Representative at the number provided on your statement.

**Tax and Withholding Election Notice - IRA and Pensions**

Distributions that are not subject to income tax – such as trustee-to-trustee transfers and qualified Roth distributions – generally are not subject to federal income tax withholding. For IRAs, taxable distributions you receive from your IRA generally are subject to 10% Federal income tax withholding, unless you elect otherwise. You are responsible for determining and paying all Federal, and if applicable, state and local taxes on distributions from all IRAs you own. You may waive withholding, or withhold a different amount, by returning a signed and dated Withholding Certificate. Your election is valid until you change it, and you can do so at any time by completing a new Withholding Certificate. (Please note: if you do not have enough Federal income tax withheld from your IRA





Information (continued)

distribution, you may incur penalties under the estimated tax rules if your withholding and estimated tax payments are not sufficient.) For qualified pension plans (like 401(k) plans), taxable distributions you receive which are eligible to be rolled over to an IRA or qualified plan – generally everything other than required minimum distributions - are subject to a 20% default rate of withholding, which cannot be waived or reduced.

**General Disclosures**

The information provided in this report, including gain and loss information, is being provided for informational purposes only and does not constitute, legal, tax or investment advice and it should not be relied on as such. Please consult with a financial advisor, attorney or tax professional regarding your specific investment, legal or tax situation.

Mutual funds, ETFs, and/or other securities are not backed or guaranteed by any bank. Such securities are not insured by the FDIC and involve investment risk including possible loss of principal.



Information (continued)

This page intentionally left blank.

